

Scaled data based on original data using
LM-79-08 Approved Method: Electrical and Photometric Measurements of Solid-
State Lighting Products

Test Report Prepared for
Cooper Lighting Solutions
(formerly Eaton)

Brand: McGRAW-EDISON

Report Number: P594370

Luminaire Tested: **ISC-PA1F-730-U-5WQ**

Issue Date: 3/22/2022

Test Information

Test Method: LM-79-08
Report Number: P594370
TEST IS SCALED FROM IESNA LM-79-08 TEST DATA (G1-2201-510-14)
Test Lab: INNOVATION CENTER
Issue Date: 3/22/2022
Manufacturer: COOPER LIGHTING SOLUTIONS (FORMERLY EATON)
Product Line: McGRAW-EDISON
Catalog Number: ISC-PA1F-730-U-5WQ
Description: IMPACT ELITE LED CYLINDER LUMINAIRE
(1) 70 CRI, 3000K, 1200mA LIGHT ENGINE WITH 24 LEDS AND TYPE V WIDE OPTICS
Light Source: -
Ballast/Driver: ELECTRONIC DRIVER

Summary

Lumens per Lamp: N/A
Luminaire Lumens: 10599 lumens
Efficiency: N/A
Efficacy: 112.3 lumens/watt
Luminous Opening: Rectangular (W 0.75' x L: 0.5' x H: 0')
IES Classification: Type V - Medium
BUG Rating: B4 - U0 - G3

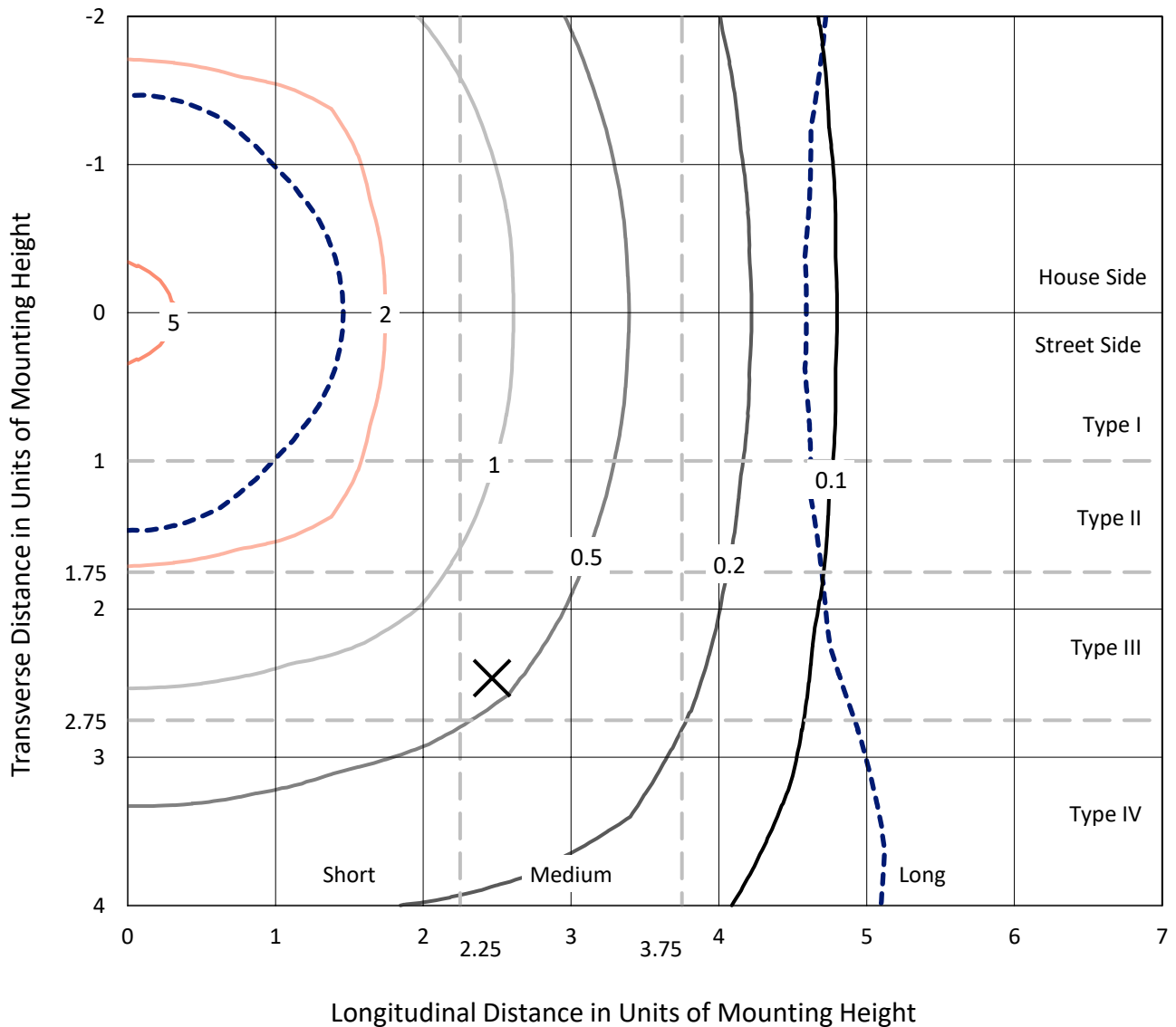
Input Watts (W): 94.4
Input Voltage (V): NR
Input Current (Ain): NR
Voltage Rise (V): NR
Power Factor: NR
Total Harmonic Distortion (THDi): NR
Frequency (hertz): 60
Stabilization Time: NR
Operation Time: NR
Ambient Temperature (°C): NR
Test Distance: 28.75 FT



REPORT NUMBER: P594370
 CATALOG NUMBER: ISC-PA1F-730-U-5WQ

Iso-Footcandle Lines of Horizontal Illumination

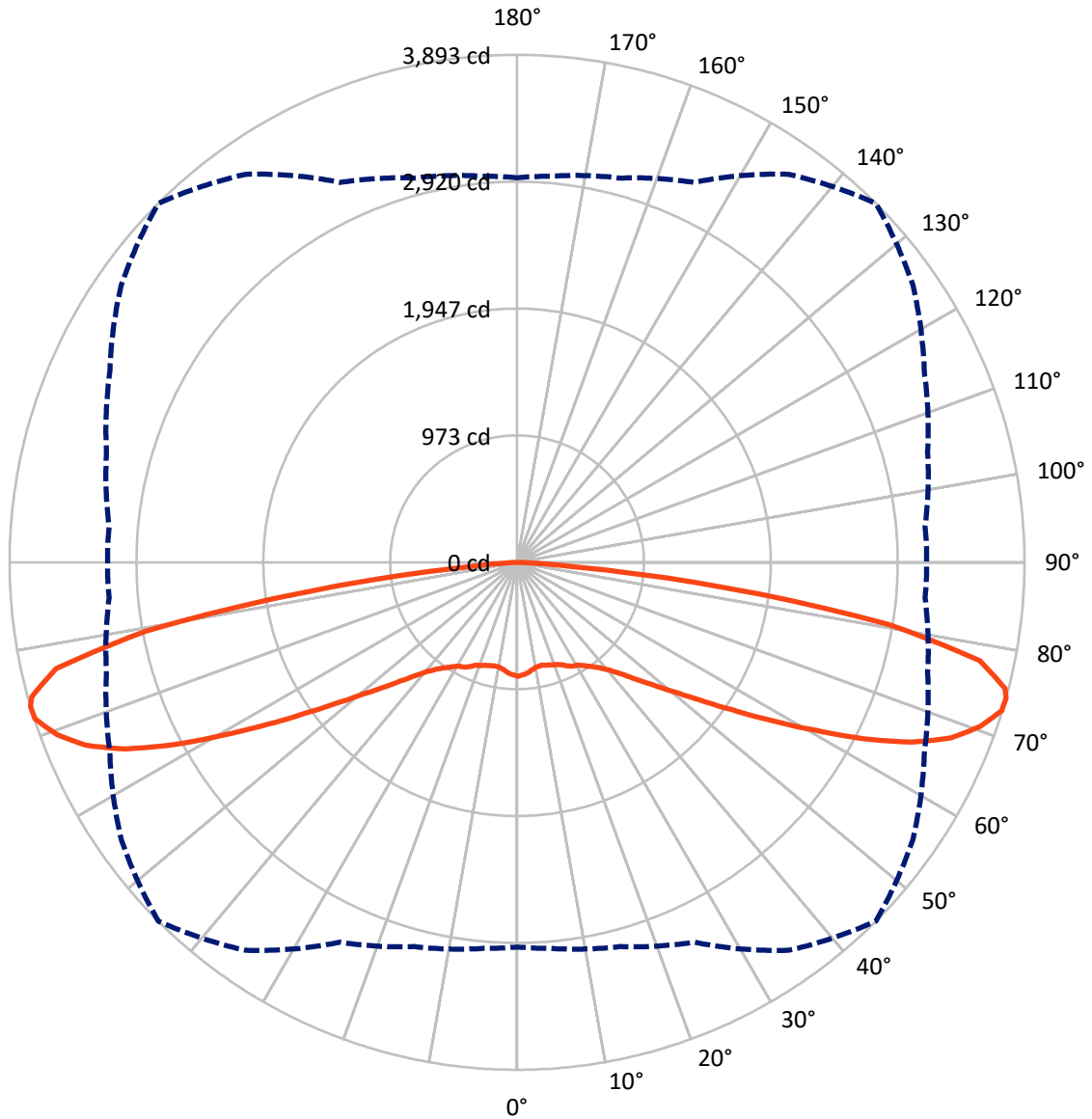
× Max cd
 - - - 1/2 Max cd



Based on 12 foot mounting height. Maximum calculated value = 6.1 fc
 Type V - Medium - N/A

REPORT NUMBER: P594370
CATALOG NUMBER: ISC-PA1F-730-U-5WQ

Luminous Intensity Polar Plot



— Vertical Plane Through 45-Deg Lateral - - - Horizontal Cone Through 74-Deg Vertical

REPORT NUMBER: P594370
 CATALOG NUMBER: ISC-PA1F-730-U-5WQ

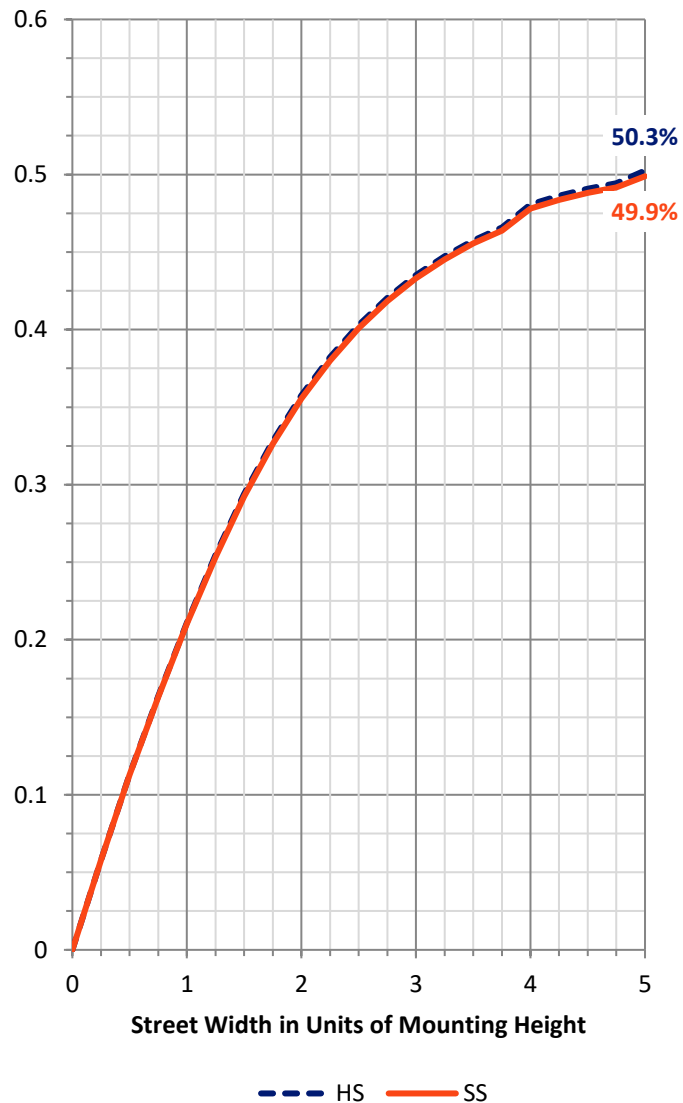
FLUX DISTRIBUTION:

		Downward	Upward	Total
House Side	Lumens	5299.5	0.0	5299.5
	% Fixture	50.0	0.0	50.0
Street Side	Lumens	5299.5	0.0	5299.5
	% Fixture	50.0	0.0	50.0
Total	Lumens	10599.0	0.0	10599.0
	% Fixture	100.0	0.0	100.0

ZONAL LUMENS:

Zone	Lumens	% Fixture
0°-10°	80.2	0.8
10°-20°	234.8	2.2
20°-30°	405.5	3.8
30°-40°	621.1	5.9
40°-50°	1010.5	9.5
50°-60°	1752.3	16.5
60°-70°	2902.1	27.4
70°-80°	3140.0	29.6
80°-90°	452.5	4.3
90°-100°	0.0	0.0
100°-110°	0.0	0.0
110°-120°	0.0	0.0
120°-130°	0.0	0.0
130°-140°	0.0	0.0
140°-150°	0.0	0.0
150°-160°	0.0	0.0
160°-170°	0.0	0.0
170°-180°	0.0	0.0
0°-90°	10599.0	100.0
0°-180°	10599.0	100.0

Coefficient of Utilization

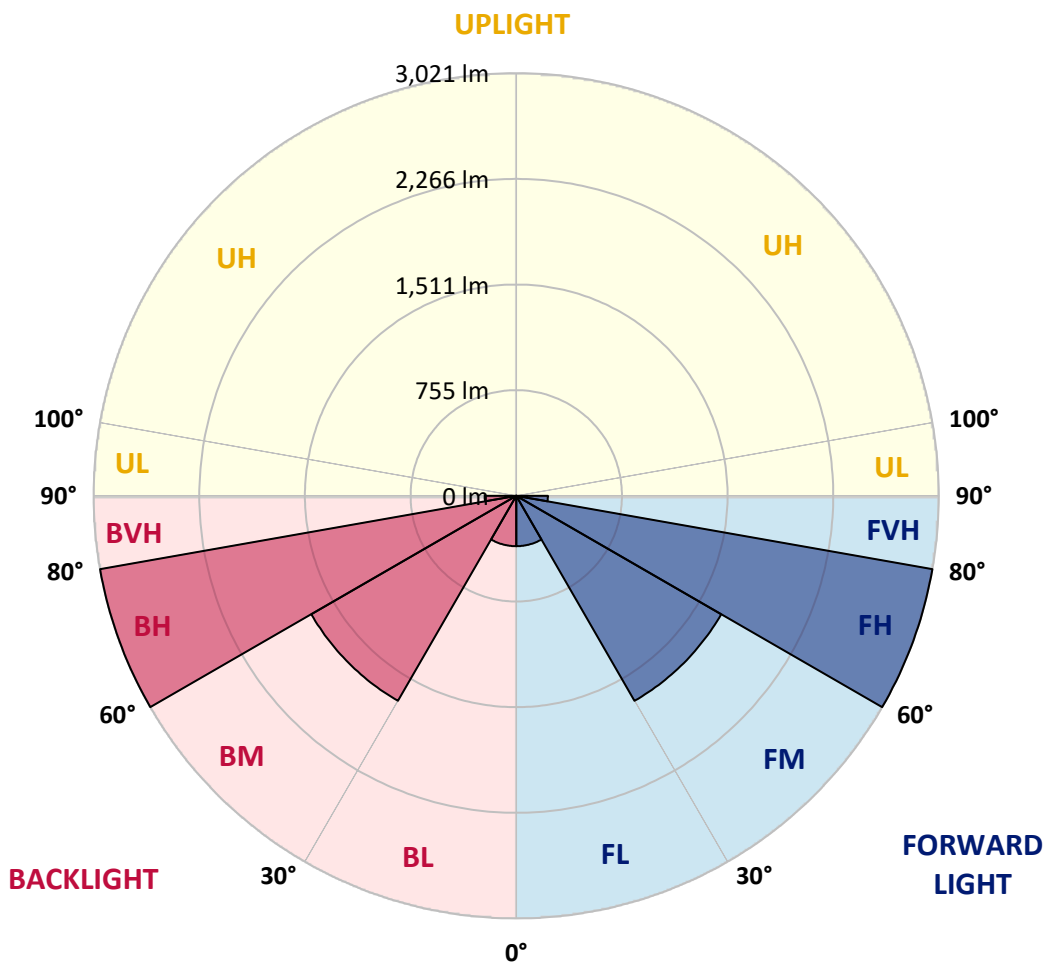


REPORT NUMBER: P594370
 CATALOG NUMBER: ISC-PA1F-730-U-5WQ

LUMINAIRE CLASSIFICATION SYSTEM LUMEN TABLE AND BUG RATING:

Zone	Lumens	% Fixture	Zone Rating/Lumen Limit		
			B	U	G
FL (0°-30°)	360.2	3.4			
FM (30°-60°)	1692.0	16.0			
FH (60°-80°)	3021.0	28.5			G2/5000
FVH (80°-90°)	226.3	2.1			G3/500
BL (0°-30°)	360.2	3.4	B1/500		
BM (30°-60°)	1692.0	16.0	B2/2500		
BH (60°-80°)	3021.0	28.5	B4/5000		G2/5000
BVH (80°-90°)	226.3	2.1			G3/500
UL (90°-100°)	0.0	0.0		U0/0	
UH (100°-180°)	0.0	0.0		U0/0	

BUG Rating: B4-U0-G3
 Type V Medium





REPORT NUMBER: P594370
 CATALOG NUMBER: ISC-PA1F-730-U-5WQ

CANDELA DISTRIBUTION (FULL):

	0°	5°	15°	25°	35°	45°	55°	65°	75°	85°	90°
0°	874.4	874.4	874.4	874.4	874.4	874.4	874.4	874.4	874.4	874.4	874.4
2.5°	861.8	864.3	864.3	861.8	864.3	864.3	864.3	866.8	864.3	869.3	866.8
5°	849.2	849.2	851.7	849.2	849.2	851.7	849.2	854.2	851.7	856.7	851.7
7.5°	829.0	829.0	829.0	829.0	831.5	831.5	831.5	836.6	836.6	836.6	834.1
10°	824.0	821.5	821.5	816.4	816.4	816.4	813.9	821.5	824.0	829.0	826.5
12.5°	826.5	826.5	821.5	816.4	813.9	811.4	811.4	818.9	826.5	829.0	829.0
15°	836.6	836.6	829.0	818.9	818.9	818.9	816.4	818.9	831.5	836.6	831.5
17.5°	844.1	841.6	834.1	829.0	829.0	826.5	826.5	826.5	834.1	841.6	841.6
20°	856.7	856.7	846.7	841.6	841.6	839.1	836.6	834.1	841.6	851.7	849.2
22.5°	874.4	869.3	861.8	856.7	854.2	851.7	846.7	849.2	854.2	861.8	861.8
25°	887.0	887.0	879.4	876.9	879.4	879.4	871.9	866.8	869.3	876.9	876.9
27.5°	892.0	892.0	887.0	887.0	897.1	902.1	892.0	881.9	876.9	884.5	881.9
30°	912.2	912.2	907.1	904.6	912.2	914.7	909.7	902.1	899.6	907.1	904.6
32.5°	947.5	944.9	937.4	929.8	932.3	944.9	934.9	932.3	932.3	939.9	942.4
35°	987.8	982.7	975.2	967.6	970.1	982.7	972.7	972.7	975.2	985.3	985.3
37.5°	1045.7	1040.7	1030.6	1013.0	1010.5	1025.6	1023.1	1025.6	1035.7	1040.7	1045.7
40°	1108.7	1106.2	1093.6	1078.5	1076.0	1086.0	1088.6	1093.6	1103.7	1108.7	1111.2
42.5°	1199.4	1194.4	1174.2	1159.1	1156.6	1169.2	1174.2	1179.3	1191.9	1196.9	1202.0
45°	1310.3	1307.8	1285.1	1267.5	1259.9	1277.6	1277.6	1282.6	1295.2	1305.3	1305.3
47.5°	1431.3	1428.7	1411.1	1390.9	1393.5	1406.1	1403.5	1406.1	1416.1	1426.2	1433.8
50°	1567.3	1559.8	1539.6	1534.6	1547.2	1559.8	1549.7	1547.2	1562.3	1567.3	1564.8
52.5°	1716.0	1708.4	1698.4	1698.4	1728.6	1751.3	1743.7	1721.0	1721.0	1718.5	1716.0
55°	1892.4	1887.4	1884.8	1897.4	1947.8	1993.2	1965.5	1922.6	1905.0	1894.9	1900.0
57.5°	2076.3	2063.7	2086.4	2114.1	2214.9	2280.5	2237.6	2157.0	2131.8	2111.6	2101.5
60°	2262.8	2257.8	2290.5	2356.0	2499.7	2610.6	2552.6	2419.0	2373.7	2328.3	2328.3
62.5°	2444.2	2439.2	2487.1	2587.9	2814.7	2978.4	2872.6	2703.8	2615.6	2547.6	2537.5
65°	2663.5	2655.9	2708.8	2817.2	3119.6	3326.2	3192.6	2970.9	2865.1	2771.8	2759.2
67.5°	2842.4	2842.4	2912.9	3046.5	3376.6	3593.3	3427.0	3235.5	3112.0	3016.2	3006.2
70°	3013.7	3028.8	3081.8	3212.8	3573.1	3769.7	3618.5	3447.1	3336.3	3240.5	3230.4
72.5°	3086.8	3107.0	3159.9	3288.4	3658.8	3888.1	3711.7	3515.2	3396.7	3301.0	3288.4
74°	2950.7	2973.4	3051.5	3215.3	3633.6	3893.1	3706.7	3447.1	3260.7	3142.2	3142.2
75°	2797.0	2827.3	2920.5	3096.9	3580.7	3865.4	3653.8	3338.8	3079.2	2940.6	2948.2
77.5°	2157.0	2222.5	2323.3	2600.5	3212.8	3628.6	3248.1	2678.6	2262.8	2056.2	2051.1
80°	614.8	705.6	934.9	1552.2	2441.7	2890.3	2386.3	1585.0	1118.8	851.7	818.9
82.5°	148.7	173.9	239.4	438.5	1043.2	1632.9	1181.8	519.1	312.5	204.1	163.8
85°	63.0	68.0	108.4	151.2	287.3	433.4	274.7	176.4	128.5	58.0	55.4
87.5°	22.7	25.2	40.3	40.3	60.5	35.3	63.0	42.8	45.4	15.1	15.1
90°	0.0	0.0	0.0	0.0	0.0	0.0	0.0	0.0	0.0	0.0	0.0

(END OF REPORT)